

Candy Store Quiz

Try to name each of the candies or candy bars described below
(Variation: have students work in groups and race)

1. Greasy Digit _____
2. Two words combined together that have to do with girls _____
3. Sarcastic Laughs _____
4. A long run _____
5. A planet _____
6. Overweight _____
7. A big mass of stars _____
8. What a worker looks forward to _____
9. Small hills _____
10. A famous trio of men _____
11. What Hank's mom said at dinner time _____
12. A definition of an object you can't identify _____
13. A bodybuilder _____
14. The elite street in New York _____
15. Pooh's favorite _____
16. Nutty happiness _____
17. What Elmer Fudd calls pranks _____
18. American Baseball Legend _____
19. Sticky Stuffed Animals _____
20. One of Charlie Brown's girlfriends _____
21. Breakfast for Dustin Hoffman's alias _____
22. Opposite of bad and few _____
23. Little laughs _____
24. A lazy cowboy _____
25. A dry cow _____
26. Not sour, not clubs, spades or diamonds _____
27. Happy to round up the horses _____
28. 20 years _____
29. Beethoven wrote one _____
30. A tavern stepped on by Goliath _____

Pass the Bucket:



Equipment: One Bucket for each group


Directions: Standing or sitting in a circle, start with bucket upside down on one person's foot. Without using hands, pass the bucket around the circle from one person's foot to the next person's foot. If the bucket falls off, it must go back to the beginning of the circle.

Up in Arms:

Equipment: None

Directions: Participants stand and form a tight circle. Ask them to all raise their left hand in the air. Their right hand should now point to the center of the circle. When all have followed instructions, tell them to lower their LEFT hand and grab someone else's RIGHT hand. Once this contact is made, they are not allowed to break it. Now they are to untangle themselves without breaking their grip. When untangled, they should again form a circle, and it doesn't matter if some members are facing away from the circle.

Working Out the Knots:



Equipment: A 50 foot rope per group. (can substitute an extension cord)

Directions: Tie several knots in the rope (at least 4). Space them apart evenly. Stretch it out length wise on the ground. All participants use one hand to pick up the rope. It doesn't matter which side or hand. They are to hold the rope with one hand (having one free hand) and may not remove their hands until the activity is complete. Hand can slide up and down the rope, but can not go past another person's hand. The hand they choose can not be switched during the activity. Objective is to untangle the knots and work together as a team in the least time.

Hula Hoop the Loop:

Equipment: Hula hoop for each team (have extras for broken or stretched ones)

Directions: Teams form a straight line and hold hands. One hula-hoop is placed so that two people are holding hands through the loop. The team has to pass the hoop over their bodies onto the next person without the breaking the grip. The objective is to get the hoop down the line and back in the least amount of time.

Marshmallow Madness:

Equipment: 5 sheets of white paper, masking tape,


Directions: Make 2 banks of your river using the masking tape. Your shores need to be at least 3 meters apart. Then tell your people that they need to get across this chocolate river using only team

work and 5 marshmallows (sheets of paper). However, if they leave a marshmallow (ie. without a foot on it) in the river then it gets washed downstream. Once everyone is across - they have won.

Toilet Paper Fun:

Equipment: Several toilet paper rolls

Directions: Divide into 2 teams. Each team picks a volunteer. The volunteer becomes the mummy. The mummy must stand completely still with hands in one place and must not move. The team must be the first team to wrap the mummy completely. All members must participate in some way in wrapping the mummy. Have teams work together to decide team choices: how they will cover the mummy, who will do what, will they start head to toe.



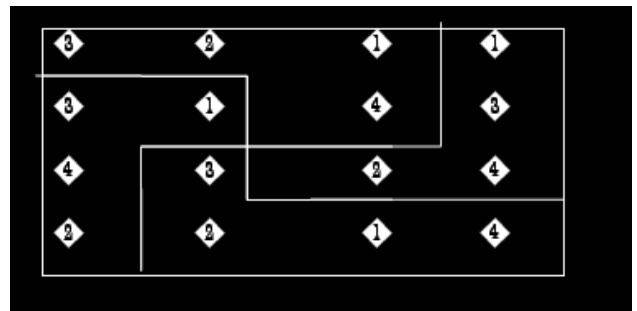
Equipment: Several toilet paper rolls

Directions: Divide into 2 teams. Teams then race to the end of a relay line (you decide the length) pushing a roll of TP with their nose one person at a time until all members have finished.

Team Task:

Equipment: Copy of the Number Puzzle and a pen for each team.

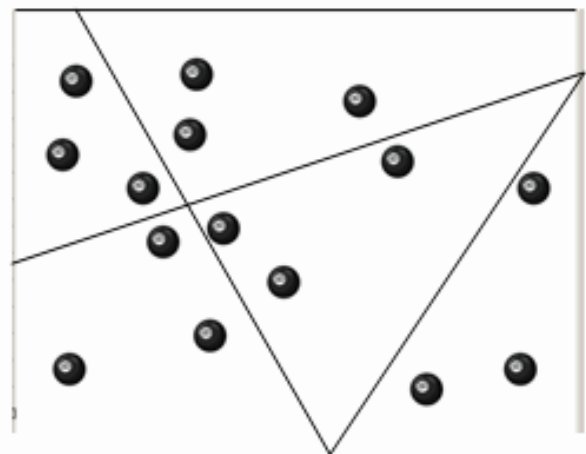
Directions: Groups of 2-3 people take the “Number Puzzle” and a pen. Tell them they have a problem to solve. They have to divide the square on their puzzle into 4 equal parts, each part containing one of each number. *Variation:* Designate a writer and then the other members have to tell the writer where to place the lines using only verbal cues.



Crazy Eight's :

Equipment: Copy of the Eight Ball activity sheet and a pen for each team.

Directions: Groups of 2-3 people take the “Eight Ball Sheet” and a pen. Tell them they have a problem to solve. They have may only draw 3 straight lines and must divide the eight ball's into equal groups. *Variation:* You can tell them the groups will be of 3 (makes it easier). You can also give them straws to layout the lines instead of drawing them.



N U M B E R P U Z Z L E

| | | | | | | |
|----------|--|----------|--|----------|--|----------|
| 3 | | 2 | | 1 | | 1 |
| 3 | | 1 | | 4 | | 3 |
| 4 | | 3 | | 2 | | 4 |
| 2 | | 2 | | 1 | | 4 |

N U M B E R P U Z Z L E

| | | | | | | |
|----------|--|----------|--|----------|--|----------|
| 3 | | 2 | | 1 | | 1 |
| 3 | | 1 | | 4 | | 3 |
| 4 | | 3 | | 2 | | 4 |
| 2 | | 2 | | 1 | | 4 |



Sell It!

Match the Commercial Slogan



Directions: Teams work to lay out index cards on the floor and match slogans with the correct corresponding product. Set a timer. When the timer goes off, teams stop working. Read the answers aloud to everyone. Teams must pick up any incorrectly matched cards. Team with the most correct matches wins.

1. Double the pleasure. Double the fun. _____
2. Because you've got a lot of living to do. _____
3. A giant step for freshness. _____
4. Pizza! Pizza! _____
5. We're driving excitement. _____
6. Give me a break... _____
7. Be kind to your behind. _____
8. Without us, some guys would starve. _____
9. When you care enough to send the very best. _____
10. Head for the border. _____
11. It's not nice to fool Mother Nature. _____
12. It keeps going and going. _____
13. Get a piece of the rock! _____
14. Eat fresh. _____
15. No one can eat just one. _____
16. She wears short shorts... _____
17. The ultimate driving machine. _____
18. Pop, pop! Fizz, fizz! Oh, what a relief it is. _____
19. One bag is all you need. _____
20. Two for me. None for you. _____
21. Come see the softer side. _____
22. You're in good hands. _____
23. When you're here, you're like family. _____
24. Like a rock. _____
25. Strong enough for a man, but made for a woman. _____

26. Roll that beautiful bean footage. _____
27. Life, liberty, and the pursuit. _____
28. Takes a lickin' and keeps on tickin' _____
29. Two great tastes that taste great together _____
30. Good to the last drop. _____
31. Wheat unleashed _____
32. When it absolutely, positively has to be there. _____
33. Have it your way! _____
34. Silly Rabbit... _____
35. The San Francisco Treat _____
36. It's the Real Thing! _____
37. I don't want to grow up! _____
38. It's so easy a caveman can do it. _____
39. Please don't squeeze the _____
40. Yes. Yes. YES! _____
41. Breakfast of champions _____
42. Obey your thirst _____
43. Crave the wave. _____
44. Billions and billions served _____
45. The quicker picker-upper _____
46. You know it's got to be good. _____
47. Let your fingers do the walking. _____
48. It's what's for dinner. _____
49. Ancient Chinese Secret. Take me away. _____
50. M-m-m.... goood. _____

SELL IT KEY:

1. Double Mint Gum
2. Depend Undergarments
3. Fresh Step Cat Litter
4. Little Caesar's Pizza
5. Pontiac Automobiles
6. Kit Kat Candy Bar
7. Cottonelle Bath Tissue
8. Carl Junior Hamburgers
9. Hallmark Cards
10. Taco Bell
11. Chiffon Margarine
12. Energizer Batteries
13. Prudential Insurance
14. Subway Sandwiches
15. Lays Potato Chips
16. Nair Hair Removal
17. BMW Automobiles
18. Alka Seltzer
19. Glad Trash Bags
20. Twix Candy Bar
21. Sears
22. Allstate Insurance
23. Olive Garden
24. Chevy Automobiles
25. Secret Deodorant
26. Bush Beans
27. Cadillac Automobiles
28. Timex Watches
29. Reese's Peanut Butter Cups
30. Folder's Coffee
31. Wheat Thin Crackers
32. Federal Express
33. Burger King Hamburgers
34. Trix Cereal
35. Rice-a-Roni
36. Coke
37. Toys R Us
38. GEICO Car Insurance
39. Charmin Bath Tissue
40. Herbal Essence Shampoo
41. Wheaties Cereal
42. Sprite
43. Ocean Spray Cranberry Juice
44. McDonald's Hamburgers
45. Bounty Paper Towels
46. Yellow Pages Information
47. Borden's Dairy Products
48. Beef
49. Calgon Bubble Bath
50. Campbell's Soup

Candy Bar Quiz answers:

1. Greasy Digit—Butterfinger
2. Two words combined together that have to do with girls--Hersheys (HerShe)
3. Sarcastic Laughs—Snickers
4. A long run—Marathon
5. A planet--Mars
6. Overweight—Chunky
7. A big mass of stars-- MILKY WAY
8. What a worker looks forward to--PAY DAY
9. Small hills--MOUNDS
10. A famous trio of men--3 MUSKETEERS
11. What Hank's mom said at dinner time--O' HENRY
12. A definition of an object you can't identify—WATCHAMCALIT
13. A bodybuilder--POWER HOUSE
14. The elite street in New York--5TH AVE.
15. Pooh's favorite--BIT O'HONEY
16. Nutty happiness--ALMOND JOY
17. What Elmer Fudd calls pranks—TWIX
18. American Baseball Legend--BABE RUTH
19. Sticky Stuffed Animals--GUMMY BEARS
20. One of Charlie Brown's girlfriends-PEPPERMINT PATTY
21. Breakfast for Dustin Hoffman's alias--TOOTSIE ROLL
22. Opposite of bad and few--GOOD AND PLENTY
23. Little laughs—CHUCKLES
24. A lazy cowboy--SLOW POKE
25. A dry cow--MILK DUD
26. Not sour, not clubs, spades or diamonds--SWEET TARTS
27. Happy to round up the horses--Jolly Rancher
28. 20 years—SCORE
29. Beethoven wrote one—SYMPHONY
30. A tavern stepped on by Goliath--CRUNCH BAR

Resources are gathered and modified from the following resources:

100 Training Games by Gary Kroehnert

Fire-Up For Learning by Randy Thompson and Dorothy VanderJagt

Online resources:

www.funattic.com/game_relay.htm